








MISSAUKEE COUNTY ROAD COMMISSION LAKE CITY, MICHIGAN


LEGEND

- STATE TRUNKLINE 
- COUNTY PRIMARY 
- COUNTY LOCAL 
- CITY OR VILLAGE STREET 
- RAILROAD 
- INCORPORATED AREA 

PRIMARY ROAD SYSTEM IS **15.08** MILES
 LOCAL ROAD SYSTEM IS **33.62** MILES

13	14	15	16
9	10	11	12
5	6	7	8
1	2	3	4



0 0.25 0.5 1
 Miles

1 inch equals 3,500 feet

Missaukee Co - 57

T. 24N, R. 05W

NORWICH TWP - EAST - 16

Prepared by
 MISSAUKEE COUNTY ROAD COMMISSION

